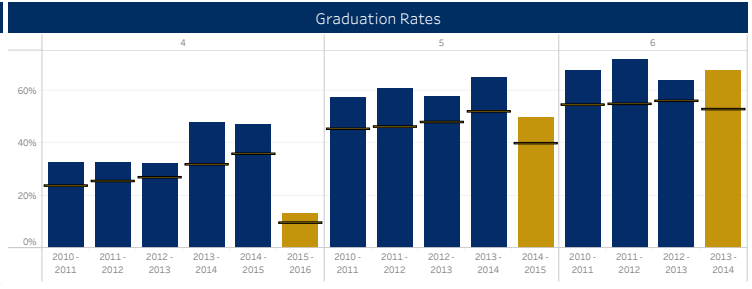
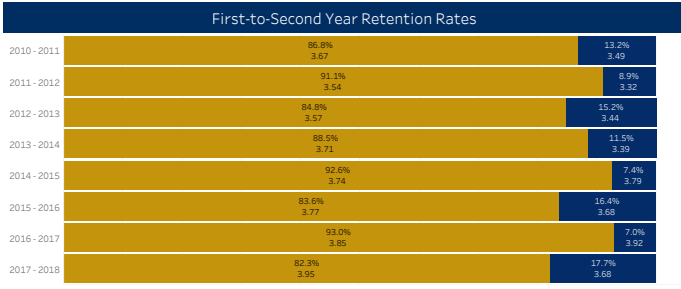
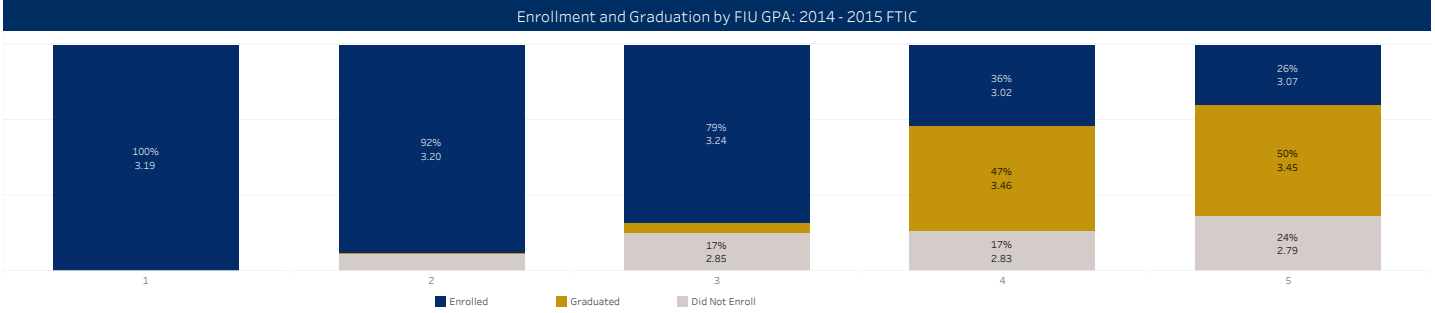


Retention, Academic Progress, and Graduation

Cohort Type FTIC	Cohort Year 2014 - 2015	First/Last Academic Structure First Term Academic Structure	College College of Communication, Architecture and the Arts	Department All	Major Communication (Mass)	Academic Plan COMM/BS	Subplan All
Enrollment Status All	Housing Status All	Ethnicity All	Online Status All	First Generation Status All	Residency Status All		
Gender All	Honors College Status All	International Status All	Pell Status All	Strategic Emphasis Status All			



Note: Average High School GPA included.



Retention and Graduation by Year

Cohort Year	Cohort Count	Year																	
		1			2			3			4			5			6		
		Re-Enrolled	Graduation Rate	Retention Rate	Re-Enrolled	Graduation Rate	Retention Rate	Re-Enrolled	Graduation Rate	Retention Rate	Re-Enrolled	Graduation Rate	Retention Rate	Re-Enrolled	Graduation Rate	Retention Rate	Re-Enrolled	Graduation Rate	Retention Rate
2010-2011	190	100%	0%	100%	87%	1%	87%	75%	6%	81%	45%	33%	77%	20%	57%	77%	5%	68%	73%
2011-2012	202	100%	0%	100%	91%	0%	91%	77%	3%	80%	45%	33%	77%	17%	61%	78%	7%	72%	79%
2012-2013	204	100%	0%	100%	84%	1%	85%	74%	4%	78%	42%	32%	74%	14%	58%	72%	5%	64%	69%
2013-2014	209	100%	0%	100%	88%	1%	89%	72%	8%	80%	32%	48%	80%	13%	65%	78%	5%	68%	73%
2014-2015	149	100%	0%	100%	92%	1%	93%	79%	5%	83%	36%	47%	83%	26%	50%	76%	7%	63%	69%
2015-2016	165	100%	0%	100%	82%	2%	84%	71%	7%	78%	58%	13%	72%	18%	55%	73%	6%	64%	69%
2016-2017	158	100%	100%	100%	92%	1%	93%	81%	3%	84%									
2017-2018	96	100%	100%	100%	82%		82%												

Explore by Demographics
First-Generation Status

Graduation Rate by First-Generation Status

	Cohort Count	Graduation Rate
First-Generation	25	56.0%
Non-First Generation	124	45.2%

